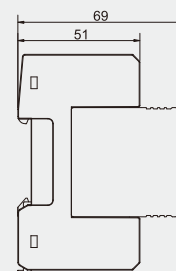
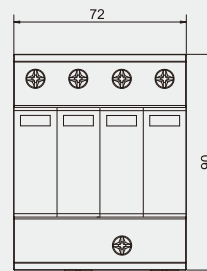
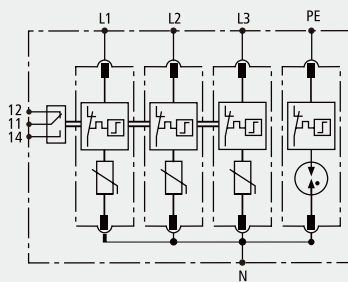


TY-12.5M 3+1

T1+T2 Surge Arrester



- 3+1 surge arrester is suitable for TT and TN-S system.

	TY-12.5M 150 3+1	TY-12.5M 275 3+1	TY-12.5M 320 3+1
SPD classification according to EN61643-11	Type 1 + Type 2	Type 1 + Type 2	Type 1 + Type 2
SPD classification according to IEC61643-11	Class I + Class II	Class I + Class II	Class I + Class II
Max. continuous operating a.c. voltage U_c	150V	275V	320V
Lightning impulse current (10/350 μ s) I_{imp}	12.5kA/50kA	12.5kA/50kA	12.5kA/50kA
Nominal discharge current (8/20 μ s) (L-N/N-PE) I_n	20kA/50kA	20kA/50kA	20kA/50kA
Max. discharge current (8/20 μ s) (L-N/N-PE) I_{max}	65kA/100kA	65kA/100kA	65kA/100kA
Voltage protection level (L-N/N-PE) U_p	$\leq 0.8kV/\leq 1.5kV$	$\leq 1.3kV/\leq 1.5kV$	$\leq 1.5kV/\leq 1.5kV$
Voltage protection level 5kA (L-N/N-PE) U_p	$\leq 0.6kV/\leq 1.5kV$	$\leq 1kV/\leq 1.5kV$	$\leq 1.2kV/\leq 1.5kV$
Max. backup fuse	160A gG	160A gG	160A gG
Specific energy (L-N/N-PE) W/R	39kJ/ Ω , 156kJ/ Ω for 1+1; 39kJ/ Ω , 625kJ/ Ω for 3+1		
Short circuit withstand capacity $I_{sc cr}$	25kA	25kA	25kA
Temporary overvoltage 5s withstand (L-N) U_T	195V	335V	415V
Temporary overvoltage 200ms withstand (N-PE) U_T	1200V	1200V	1200V
Response time (L-N/N-PE) t_A	$\leq 25ns/\leq 100ns$		
Operating temperature range T_u	$-40^\circ C - 80^\circ C$		
Operating state/fault indication	green/red		
Cross-section area (Min.)	4 mm ²		
Cross-section area (Max.)	35mm ²		
For mounting on	35mm Din rail		
Enclosure material	Thermoplastic UL94-V0		
Degree of protection	IP20	IP20	IP20